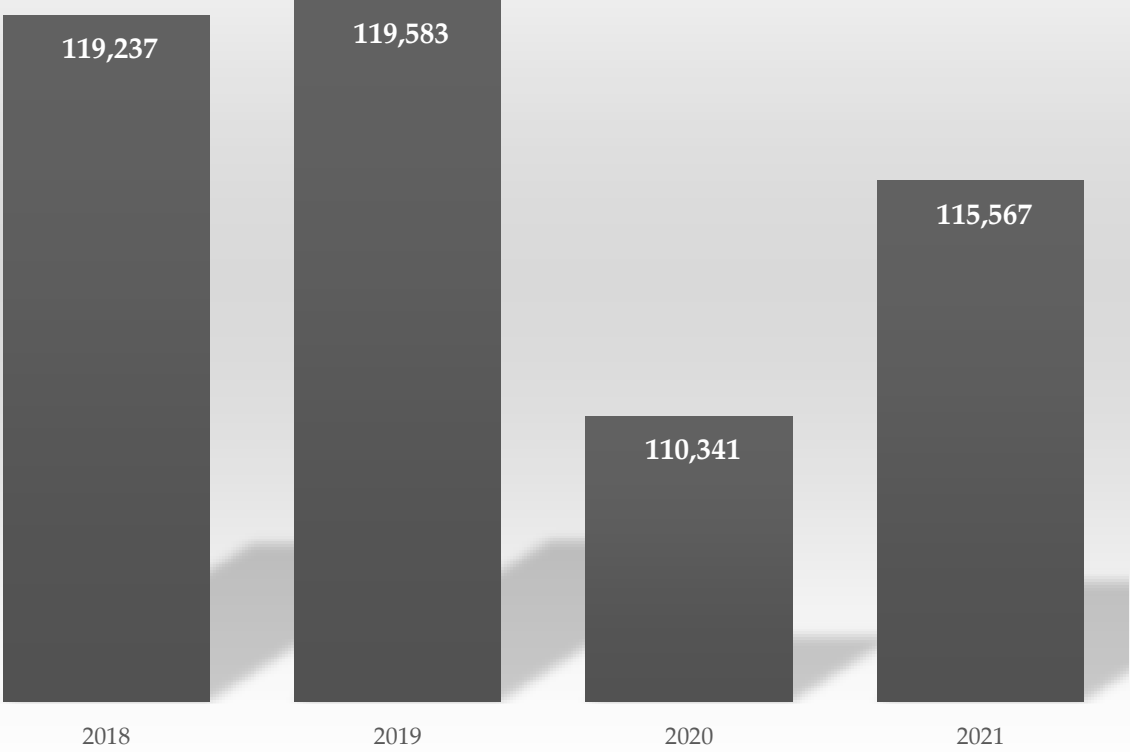




2021

State of the Pueblo Police Department

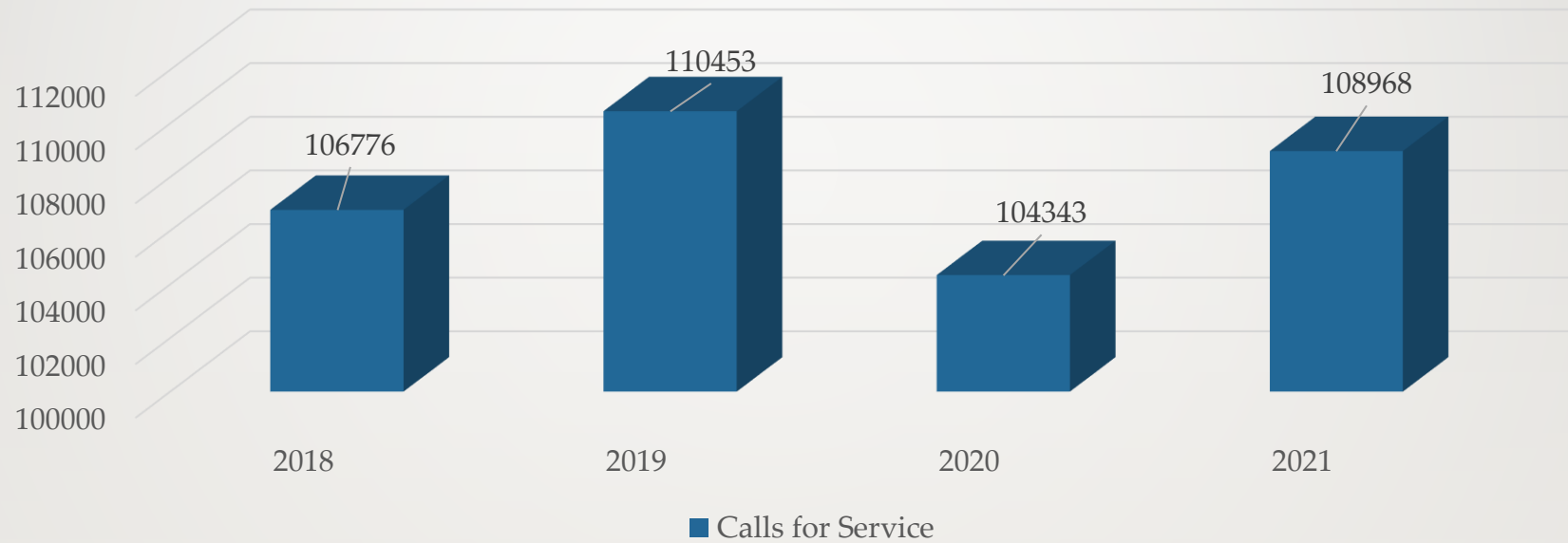
**Comparison Calls for Service
Jan 1 - Oct 31, 2018 - 2021**



Calls for Service

Calls for Service

Calls for Service Jan 1 – Oct 7 YTD





Calls for Service Jan 1 through Oct 31

2021 – 380 calls per day average

2020 – 361 calls per day average

2019 – 393 calls per day average

2018 – 392 calls per day average

Response times through the 3rd Quarter 2021

January 1- October 31 ESPONSE TIME (Call Received to 1st Arrive)				
	2020 (Year End)	2020 (Jan.-Oct.)	2021 (Jan.-Oct.)	Change between 2020 and 2021 (Jan.-Oct.)
Priority	2020	2020	2021	Response Time Change
1	000:10:20	000:10:05	000:10:37	+ 32 Sec
2	000:16:11	000:16:03	000:17:43	+ 1 Min 43 Sec
3	000:28:25	000:27:55	000:34:02	+ 6 Min 7 Sec
4	000:40:53	000:39:20	000:51:41	+ 12 Min 21 Sec
5	000:43:51	000:42:51	000:58:19	+ 15 Min 28 Sec
6	000:47:55	000:46:44	001:03:51	+ 17 Min 7 Sec

January 1-October 31, 2021, Comparative Part I Crimes

Nature	2020	2021	% Δ
Homicide	11	21	91%
Sexual Assault	162	169	4%
Robbery	151	196	30%
Aggravated Assault	517	646	26%
Burglary	707	997	41%
Theft/Larceny	2765	3062	11%
Auto Theft	768	1124	46%
Arson	52	74	42%
Grand Total	5133	6289	23%

Compare with

2017 – 7.6% reduction in Part 1 Crime

2018 – 9.6% reduction in Part 1 Crime

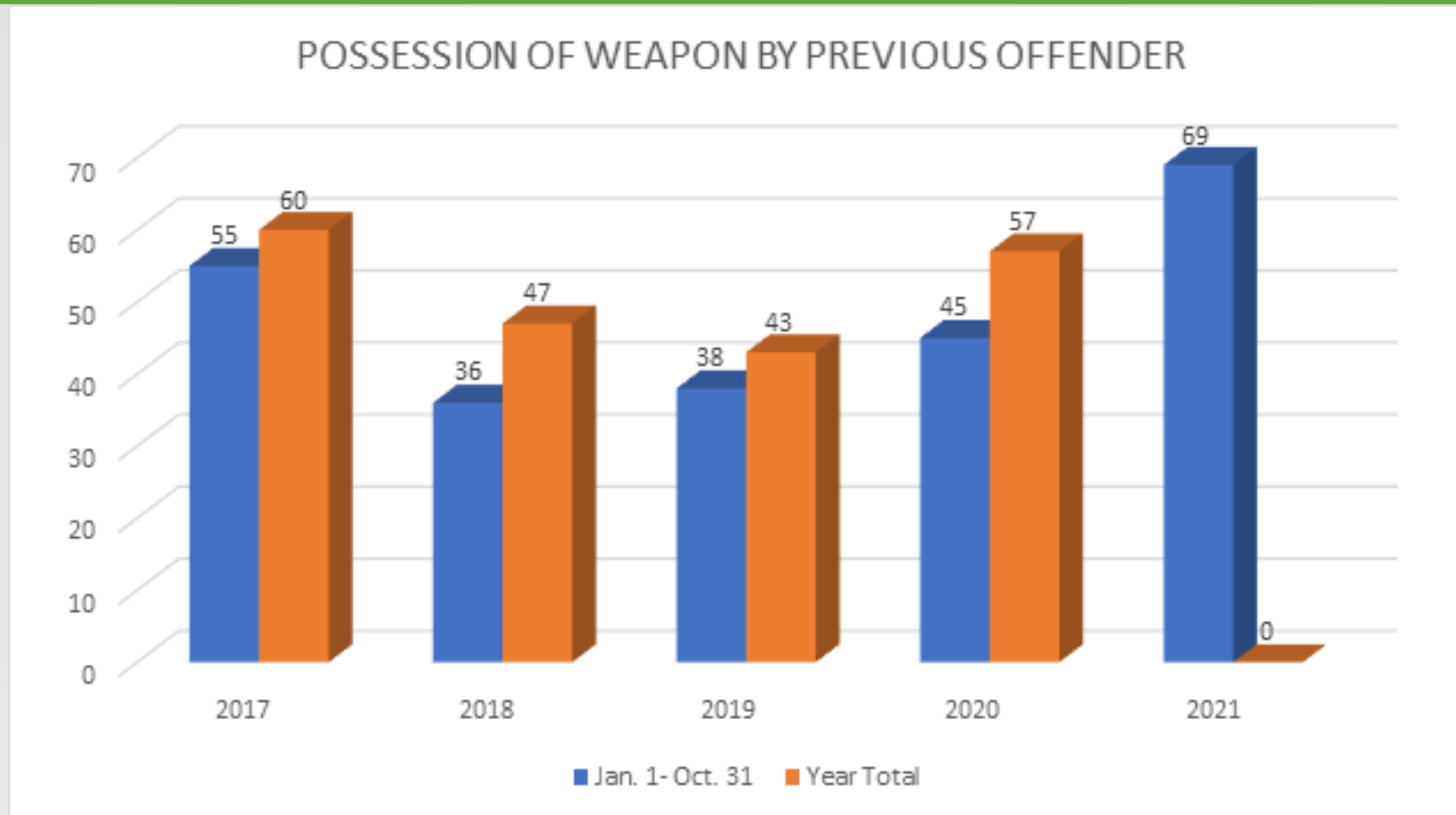
2019 – 16% reduction in Part 1 Crime

2020 – 3.5% reduction in Part 1 Crime

Historical Homicide Comparison



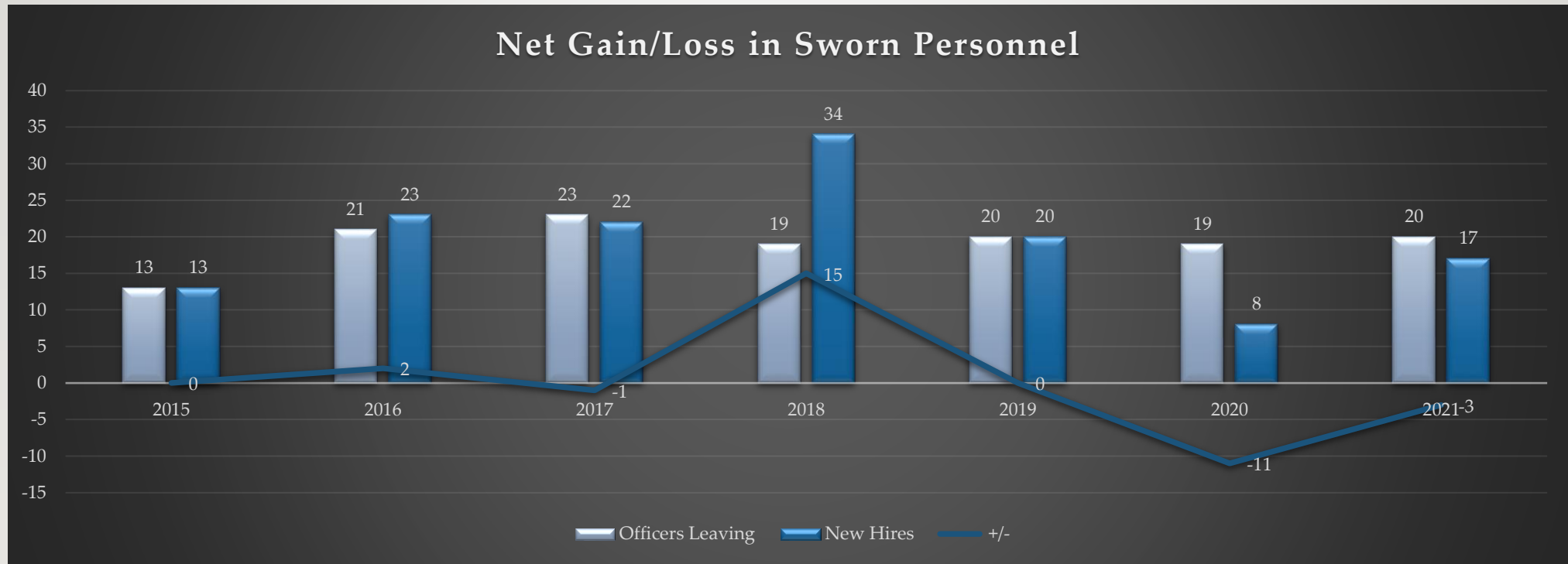
POWPO



Total for 2021 unknown at this point

Examples of Bond/Parole Issues

- I have included several examples in your handout related to persons out on bond or parole on serious crimes who reoffend while out on bond.
- Leonard Cordova (bottom of Page 2 and Page 3) – Bond
- Nicholas Tumblin (Page 6) – Parole (on parole for Theft x 3, Robbery, Drugs x 3, Escape, Contraband. These violations were occurred in 3 different counties)



Staffing and Retention

Staffing and Retention

We are currently authorized 231 sworn officers

11 frozen positions in 2021 – Requesting 10 patrol officers to be unfrozen in 2022

One position is a deputy chief position which is frozen and unfunded.

Including the 10 frozen positions, we have 28 vacancies.

Staffing and Retention – Sworn Personnel

- Of the last 27 vacancies the department incurred:
 - Retirement – 5
 - Early Retirement – 5
 - Medical Retirement – 6
 - Left to work at another LE Agency – 4
 - Left LE Profession – 4
 - Resigned – 2
 - Resigned in Lieu of Termination – 1

Staffing and Retention - Dispatch

FULL STRENGTH

- 24 dispatchers
- 3 Supervisors
- 1 Training Coordinator
- 1 Manager

CURRENT – OCT 11, 2021

- 12 dispatcher
 - 5 in training
- 3 supervisors
- 1 Training Manager
- 1 Manager